

**Course:** Fall2020ECON2470S01: ECON2470 Fall20 S01 Industrial Organization-S01  
**Instructor:** Jesse Shapiro \*  
**TA:** Geetika Nagpal  
**Response Rate:** 12/12 (100.00 %)

**11 - Did Jesse Shapiro foster an environment where all students - including yourself - were treated with respect and their questions and perspectives welcomed? How did the instructor accomplish this? -**

Response Rate	9/12 (75%)
<ul style="list-style-type: none"> <li>• Yes, Jesse was very welcoming towards questions and responses, often going out of his way to explain things that were even somewhat off topic. Inaccurate responses are often given the benefit of doubt that we understood the material but had trouble expressing our ideas. This really helped to encourage participation.</li> <li>• Yes, Even though the first time I saw a preference symbol was last year in Microeconomic Theory and the first time I did statistics with matrices was last year in Econometrics 1, I always felt welcome to learn in the course, despite its level of difficulty. I appreciated Professor Shapiro's detailed and thoughtful feedback and suggestions, which have not only helped me learn, but have also helped me feel like I can improve and make a contribution with empirical IO methods.</li> <li>• Yes. Talk with everyone about proposals. Always answer everyone's questions in class or in the discussion page.</li> <li>• Yes, he was very welcoming of questions and seemed to genuinely really enjoy when we would ask questions or participate in the class discussions.</li> <li>• Definitely: Questions were encouraged and always treated seriously, even if they were basic clarification questions. The environment he fostered made it easier to ask about any confusion I had, and the answers always added to my knowledge.</li> <li>• Yes. He always encouraged us to ask questions and was happy to engage with our lines of thought during class. He always gave us good feedback on our work as well.</li> <li>• Yes. He encouraged questions and engagement. Every question from student was considered carefully. Feedback on paper proposals was also very thoughtful and helpful.</li> <li>• I felt extremely comfortable participating in class with questions and comments, despite feeling as though I didn't understand the material as well as my peers. Jesse does a great job encouraging participation from everyone and you can tell he appreciates it when people are engaged.</li> <li>• Yes. He always checked in to ask if we had any question during the lectures, set up (and encouraged) use of online discussion forums on canvas about class assignments, and was responsive/helpful in individual comments about submissions on canvas.</li> </ul>	

**12 - What would you like to say about this course to a student who is considering taking it in the future?**

Response Rate	9/12 (75%)
<ul style="list-style-type: none"> <li>• I would highly recommend this course not only to students interested in IO but in structural estimation and applied work in general. The course is extremely rigorous and thus time consuming but you definitely reap what you sow and I felt like I've learned more from it even in the truncated semester than I have in any other course thus far. There is a strong system of feedback on your work which allows you to iterate and revise what you submit, something that is rarely seen in other courses and helps a lot with refining your thoughts on the subject.</li> <li>• Take it! Even though I did not have the ability to complete most of the assignments in the given timeframes, I learned a TON and am motivated to keep learning (and to apply structural methods to my own research/dissertation).</li> <li>• Read the methods paper carefully as well!</li> <li>• Take this course. Even if you don't think you are interested in the subject material, you should take this course. This course is an excellent bridge between the theoretical content of the first year of the graduate program and the "real world" - you get to apply various things that you learned in the first year (especially micro and econometrics) to new and interesting contexts.</li> <li>• Be prepared to spend a lot of time wrestling with concepts and code, but you'll get a lot out of the course.</li> <li>• Take it, despite how hard it is.</li> <li>• It is very challenging but worthwhile if you are interested in using structural methods - especially discrete choice methods - in your research.</li> <li>• This course is extremely challenging and time-consuming, but you will learn a lot of very useful skills.</li> <li>• This is a time intensive class -- you will learn a lot but make your life easier if you take it alongside 2 classes (rather than 3, as you would normally)</li> </ul>	

**13 - My teaching assistant (Geetika Nagpal):**

**was consistently prepared.**

Response Option				Weight	Frequency	Percent	Percent Responses		Means									
Strongly Agree				(5)	8	66.67%	<div><div></div></div>		4.80		4.64		4.65		4.62			
Agree				(4)	2	16.67%	<div><div></div></div>											
Neutral				(3)	0	0.00%	<div><div></div></div>											
Disagree				(2)	0	0.00%	<div><div></div></div>											
Strongly Disagree				(1)	0	0.00%	<div><div></div></div>											
N/A				(0)	2	16.67%	<div><div></div></div>											
							0	25	50	100	Question		Brown University		Division		Department	
Response Rate		Mean	STD	Median	Brown University		Mean	STD	Median	Division	Mean	STD	Median	Department	Mean	STD	Median	
12/12 (100.00%)		4.80	0.42	5.00	14209		4.64	0.66	5.00	4390	4.65	0.62	5.00	1788	4.62	0.64	5.00	

**Brown University**  
**Fall 2020 Course Feedback**



**Course:** Fall2020ECON2470S01: ECON2470 Fall20 S01 Industrial Organization-S01  
**Instructor:** Jesse Shapiro \*  
**TA:** Geetika Nagpal  
**Response Rate:** 12/12 (100.00 %)




**13 - My teaching assistant (Geetika Nagpal):**

**effectively engaged students (e.g. encouraged student participation; was responsive to questions; offered opportunities for discussion in pairs or small groups).**

Response Option				Weight	Frequency	Percent	Percent Responses	Means											
Strongly Agree				(5)	7	58.33%	<div><div></div></div>	<div><div>4.70</div><div>4.59</div><div>4.58</div><div>4.55</div></div>											
Agree				(4)	3	25.00%	<div><div></div></div>												
Neutral				(3)	0	0.00%	<div><div></div></div>												
Disagree				(2)	0	0.00%	<div><div></div></div>												
Strongly Disagree				(1)	0	0.00%	<div><div></div></div>												
N/A				(0)	2	16.67%	<div><div></div></div>												
								0	25	50	100	Question		Brown University		Division		Department	
Response Rate		Mean	STD	Median	Brown University		Mean	STD	Median	Division		Mean	STD	Median	Department		Mean	STD	Median
12/12 (100.00%)		4.70	0.48	5.00	14148		4.59	0.72	5.00	4374		4.58	0.70	5.00	1780		4.55	0.72	5.00

**13 - My teaching assistant (Geetika Nagpal):**

**was responsive to students (e.g. was available during office hours; was responsive to questions; was responsive to requests to meet).**

Response Option				Weight	Frequency	Percent	Percent Responses	Means										
Strongly Agree				(5)	10	83.33%												
Agree				(4)	0	0.00%												
Neutral				(3)	0	0.00%												
Disagree				(2)	0	0.00%												
Strongly Disagree				(1)	0	0.00%												
N/A				(0)	2	16.67%												
							0	25	50	100	Question		Brown University		Division		Department	
Response Rate		Mean	STD	Median	Brown University		Mean	STD	Division		Mean	STD	Median	Department	Mean	STD	Median	
12/12 (100.00%)		5.00	0.00	5.00	14164		4.65	0.66	5.00		4374	4.65	0.65	5.00	1778	4.63	0.66	5.00

**13 - My teaching assistant (Geetika Nagpal):**

**made content clear and understandable.**

Response Option				Weight	Frequency	Percent	Percent Responses	Means											
Strongly Agree				(5)	7	58.33%	<div><div></div></div>	<div><div>4.88</div><div>4.57</div><div>4.57</div><div>4.53</div></div>											
Agree				(4)	1	8.33%	<div><div></div></div>												
Neutral				(3)	0	0.00%	<div><div></div></div>												
Disagree				(2)	0	0.00%	<div><div></div></div>												
Strongly Disagree				(1)	0	0.00%	<div><div></div></div>												
N/A				(0)	4	33.33%	<div><div></div></div>												
								0	25	50	100	Question		Brown University		Division		Department	
Response Rate		Mean	STD	Median	Brown University		Mean	STD	Median	Division		Mean	STD	Median	Department		Mean	STD	Median
12/12 (100.00%)		4.88	0.35	5.00	14176		4.57	0.74	5.00	4377		4.57	0.70	5.00	1781		4.53	0.75	5.00

**13 - My teaching assistant (Geetika Nagpal):**

**provided clear feedback on assignments that improved my learning.**

Response Option				Weight	Frequency	Percent	Percent Responses		Means										
Strongly Agree				(5)	10	83.33%	<div><div></div></div>		4.91		4.54		4.52		4.50				
Agree				(4)	1	8.33%	<div><div></div></div>												
Neutral				(3)	0	0.00%	<div><div></div></div>												
Disagree				(2)	0	0.00%	<div><div></div></div>												
Strongly Disagree				(1)	0	0.00%	<div><div></div></div>												
N/A				(0)	1	8.33%	<div><div></div></div>												
							0	25	50	100	Question		Brown University		Division		Department		
Response Rate		Mean	STD	Median	Brown University		Mean	STD	Median	Division		Mean	STD	Median	Department		Mean	STD	Median
12/12 (100.00%)		4.91	0.30	5.00	14156		4.54	0.80	5.00	4376		4.52	0.80	5.00	1777		4.50	0.80	5.00

# Brown University

## Fall 2020 Course Feedback



**Course:** Fall2020ECON2470S01: ECON2470 Fall20 S01 Industrial Organization-S01  
**Instructor:** Jesse Shapiro \*  
**TA:** Geetika Nagpal  
**Response Rate:** 12/12 (100.00 %)

### 13 - My teaching assistant (Geetika Nagpal):

Overall, I rate this teaching assistant as effective.

Response Option				Weight	Frequency	Percent	Percent Responses	Means										
Strongly Agree				(5)	10	83.33%	<div><div></div><div></div><div></div><div></div><div></div><div></div></div>	4.91	4.61	4.61	4.58							
Agree				(4)	1	8.33%												
Neutral				(3)	0	0.00%												
Disagree				(2)	0	0.00%												
Strongly Disagree				(1)	0	0.00%												
N/A				(0)	1	8.33%												
								0	25	50	100	Question	Brown University		Division		Department	
Response Rate		Mean	STD	Median	Brown University		Mean	STD	Median	Division	Mean	STD	Median	Department	Mean	STD	Median	
12/12 (100.00%)		4.91	0.30	5.00	14124		4.61	0.70	5.00	4366	4.61	0.67	5.00	1771	4.58	0.71	5.00	

### 14 - What has been particularly effective about Geetika Nagpal's approach to teaching in this course?

**Response Rate** 7/12 (58.33%)

- This is not particularly applicable as she did not engage in an active teaching role in the set up of the course.
- Geetika was very patient and thorough in her work as a TA. I appreciated the time she spent walking me through various programming questions I had.
- Comments on assignment.
- I appreciated the inline comments on Github—they were much more helpful than a lump summary comment of the code would have been. Thank you for all your help and work this semester!
- I did not interact with Geetika very much.
- Geetika was a superb TA who was extremely responsive and helpful throughout the whole semester.
- Her feedback on our writeups and code was timely and helpful!

### 15 - What specific advice would you have for Geetika Nagpal about changes that would enhance your learning?

**Response Rate** 5/12 (41.67%)

- Refer to above.
- Maybe give a summary about common mistakes and some tips.
- I did not interact with Geetika very much.
- None
- Solutions in Python...if possible but I understand that is a hassle

### 16 - Would you recommend this course to other students all things considered and if taught by the same professor?

Response Option	Weight	Frequency	Percent	Percent Responses
Yes	(1)	12	100.00%	<div></div>
No	(2)	0	0.00%	<div></div>
<b>Response Rate</b>	12/12 (100%)			

### 17 - Relative to attending classes before the transition to remote learning, after the transition, do you think you watched videos/virtually attended lecture (check box):

Response Option	Weight	Frequency	Percent	Percent Responses
More	(1)	5	45.45%	<div></div>
Less	(2)	0	0.00%	<div></div>
About the same	(3)	6	54.55%	<div></div>
Can't say- personal circumstances affected ability to participate remotely	(4)	0	0.00%	<div></div>
<b>Response Rate</b>	11/12 (91.67%)			